

SAP Ariba 

Ariba® Network BMEcat Catalog Guide

HEIDELBERGCEMENT

PUBLIC

Agenda

- What is BMEcat?
- Catalog structure
- Catalog publishing on Ariba Network

What is BMEcat?

What is BMEcat?

BMEcat is an XML-based catalog stored on Ariba Network that describes the products and services your organization offers and the prices you charge. HeidelbergCement's users access your catalog through SAP Ariba Procurement to purchase your products and services offerings.

BMEcat specifics

Supported version:

Ariba Procurement Solutions support only BMEcat 1.2

BMEcat 2005 is **not** supported

Limitations:


Fields <ADDRESS> are ignored

Fields <FEATURE> are ignored, except <FNAME> and <FVALUE>

For more information please check:

- BMEcat 1.2 and possibility to download the DTD: <http://www.bmecat.org>
- Catalog Format Reference Guide - available on Ariba Network
chapter: "About BMEcat Catalogs"

Overview of your product in the user interface



Art Deco Chair

Supplier:
Supplier Part #:
Manufacturer:
Available in:



1
Pierre Chateau
7 Day(s)

£155.69 GBP / each

*Pricing Information

Qty: [Add to Cart](#)

[My Favorite Items](#) | [Edit](#)



Product Description

French Art Deco: Armchair by Pierre Chateau. Walnut and fabric upholstery. Circa 1924.

Product Specifications

Price:	£155.69 GBP
Supplier:	
Supplier Part #:	1
Manufacturer:	Pierre Chateau
Available in:	7 Day(s)
Best Price/Top Item:	
Description:	French Art Deco: Armchair by Pierre Chateau. Walnut and fabric upholstery. Circa 1924.
Punchout Enabled:	

Pricing and Quantity Terms

Pricing Terms

Quantity	Price
1.0 - 5.0	£155.69 GBP / each
6.0 - 11.0	£144.19 GBP / each
12 or More	£133.89 GBP / each

Minimum Order Quantity

Minimum Order Quantity for this product is 2.


Quantity Intervals

This product should be ordered in multiples of 2.

Reference Documents

[Art Deco Furniture](#)
[Art Deco: Then and Now \(link to video\)](#)

Accessories




Art Deco Sofa

£500.00 GBP / each

*Pricing Information

Qty: [Add to Cart](#)

Similar Products




Art Deco Armchair

£129.00 GBP / each

*Pricing Information

Qty: [Add to Cart](#)



Art Deco Chair

Supplier:
Supplier Part #:
Manufacturer:
Available in:



1
Pierre Chateau
7 Day(s)

£155.69 GBP / each

*Pricing Information

Qty: [Add to Cart](#)

[My Favorite Items](#) | [Edit](#)



Product Description

French Art Deco: Armchair by Pierre Chateau. Walnut and fabric upholstery. Circa 1924.

Product Specifications

Price:	£155.69 GBP
Supplier:	
Supplier Part #:	1
Manufacturer:	Pierre Chateau
Available in:	7 Day(s)
Best Price/Top Item:	
Description:	French Art Deco: Armchair by Pierre Chateau. Walnut and fabric upholstery. Circa 1924.
Punchout Enabled:	

Pricing and Quantity Terms

Pricing Terms

Quantity	Price
1.0 - 5.0	£155.69 GBP / each
6.0 - 11.0	£144.19 GBP / each
12 or More	£133.89 GBP / each

Minimum Order Quantity

Minimum Order Quantity for this product is 2.


Quantity Intervals

This product should be ordered in multiples of 2.

Reference Documents

[Art Deco Furniture](#)
[Art Deco: Then and Now \(link to video\)](#)

Accessories



Art Deco Sofa

£500.00 GBP / each

*Pricing Information

Qty: [Add to Cart](#)

Catalog structure

BMEcat format overview

BMEcat catalog consists of

- Header
- Body

Header

```
<?xml version="1.0" encoding="UTF-8"?>
<!DOCTYPE BMECAT SYSTEM "bmecat_new_catalog_1_2.dtd">
<BMECAT version="1.2">
  <HEADER>
    <GENERATOR_INFO>BMEcat1.2 generator</GENERATOR_INFO>
    <CATALOG>
      <LANGUAGE>DEU</LANGUAGE>
      <CATALOG_ID>48</CATALOG_ID>
      <CATALOG_VERSION>048.000</CATALOG_VERSION>
      <CATALOG_NAME>Catalog</CATALOG_NAME>
      <DATETIME type="generation_date">
        <DATE>2017-11-07</DATE>
      </DATETIME>
      <TERRITORY>DE</TERRITORY>
      <CURRENCY>EUR</CURRENCY>
    </CATALOG>
    <BUYER>
      <BUYER_ID type="buyer_specific">ANxxxxxxxxxx</BUYER_ID>
      <BUYER_NAME>Buyer</BUYER_NAME>
    </BUYER>
    <AGREEMENT>
      <AGREEMENT_ID>xxx</AGREEMENT_ID>
      <DATETIME type="agreement_start_date">
        <DATE>2017-08-01</DATE>
      </DATETIME>
      <DATETIME type="agreement_end_date">
        <DATE>2018-07-31</DATE>
      </DATETIME>
    </AGREEMENT>
    <SUPPLIER>
      <SUPPLIER_ID type="buyer_specific">ANxxxxxxxxxx</SUPPLIER_ID>
      <SUPPLIER_NAME>Supplier</SUPPLIER_NAME>
      <ADDRESS type="supplier">
        <STREET>abc</STREET>
        <ZIP>12345</ZIP>
        <CITY>xzy</CITY>
      </ADDRESS>
    </SUPPLIER>
  </HEADER>
```

Body

```
<ARTICLE>
  <SUPPLIER_AID>A123456789</SUPPLIER_AID>
  <ARTICLE_DETAILS>
    <DESCRIPTION_SHORT>Name of the product with basic attributes.</DESCRIPTION_SHORT>
    <DESCRIPTION_LONG>Shouldn't be the same as the short one, but should be descriptive.</DESCRIPTION_LONG>
    <EAN>4032378110018</EAN>
    <MANUFACTURER_AID>123-456-789</MANUFACTURER_AID>
    <MANUFACTURER_NAME>Ariba</MANUFACTURER_NAME>
    <DELIVERY_TIME>3</DELIVERY_TIME>
    <KEYWORD>Alpha</KEYWORD>
    <KEYWORD>Bravo</KEYWORD>
    <KEYWORD>Charlie</KEYWORD>
    <ARTICLE_STATUS type="core_article">false</ARTICLE_STATUS>
  </ARTICLE_DETAILS>
  <ARTICLE_FEATURES>
    <REFERENCE_FEATURE_SYSTEM_NAME>eclass</REFERENCE_FEATURE_SYSTEM_NAME>
    <REFERENCE_FEATURE_GROUP_ID>12345678</REFERENCE_FEATURE_GROUP_ID>
  </ARTICLE_FEATURES>
  <ARTICLE_ORDER_DETAILS>
    <ORDER_UNIT>C62</ORDER_UNIT>
    <CONTENT_UNIT>C62</CONTENT_UNIT>
    <NO_CU_PER_OU>1</NO_CU_PER_OU>
    <PRICE_QUANTITY>1</PRICE_QUANTITY>
    <QUANTITY_MIN>1</QUANTITY_MIN>
    <QUANTITY_INTERVAL>1</QUANTITY_INTERVAL>
  </ARTICLE_ORDER_DETAILS>
  <ARTICLE_PRICE_DETAILS>
    <ARTICLE_PRICE price_type="net_customer">
      <PRICE_AMOUNT>123456.78</PRICE_AMOUNT>
      <PRICE_CURRENCY>EUR</PRICE_CURRENCY>
      <TAX>0.19</TAX>
    </ARTICLE_PRICE>
  </ARTICLE_PRICE_DETAILS>
  <MIME_INFO>
    <MIME>
      <MIME_TYPE>image/jpeg</MIME_TYPE>
      <MIME_SOURCE>123456789.jpg</MIME_SOURCE>
      <MIME_PURPOSE>normal</MIME_PURPOSE>
      <MIME_ORDER>1</MIME_ORDER>
    </MIME>
    <MIME>
      <MIME_TYPE>application/pdf</MIME_TYPE>
      <MIME_SOURCE>certificate.pdf</MIME_SOURCE>
      <MIME_ALT>Ansprechpartner-Datenblatt</MIME_ALT>
      <MIME_PURPOSE>data_sheet</MIME_PURPOSE>
      <MIME_ORDER>1</MIME_ORDER>
    </MIME>
  </MIME_INFO>
</ARTICLE>
```


Specifics of BMEcat Header

Version of BMEcat and DTD

The first three lines of the catalog must contain the version of BMEcat and DTD

```
<?xml version="1.0" encoding="UTF-8"?>  
<!DOCTYPE BMECAT SYSTEM "bmeecat_new_catalog_1_2.dtd">  
<BMECAT xmlns="http://www.bmeecat.org/bmeecat/1.2/bmeecat_new_catalog" version="1.2">
```

2 valid examples:

```
<?xml version="1.0" encoding="UTF-8"?>  
<!DOCTYPE BMECAT SYSTEM "bmeecat_new_catalog_1_2.dtd">  
<BMECAT version="1.2">
```

HeidelbergCement and Supplier ID in the Header:

- Supplier ANID ends with “-T” in Test In Test
- HeidelbergCement’s ANID does not end with “-T” in Test

```
<BUYER>  
  <BUYER_ID type="buyer_specific">AN01389829092</BUYER_ID>  
  <BUYER_NAME>Buyer Group</BUYER_NAME>  
<SUPPLIER>  
  <SUPPLIER_ID type="buyer_specific">ANxxxxxxxxxxx-T</SUPPLIER_ID>  
  <SUPPLIER_NAME>ABC</SUPPLIER_NAME>
```

In Production

```
<BUYER>  
  <BUYER_ID type="buyer_specific">AN01389829092</BUYER_ID>  
  <BUYER_NAME>Buyer</BUYER_NAME>  
<SUPPLIER>  
  <SUPPLIER_ID type="buyer_specific">ANxxxxxxxxxxx</SUPPLIER_ID>  
  <SUPPLIER_NAME>ABC</SUPPLIER_NAME>
```

Syntax check

The following syntax checks apply to BMEcat files:

- Compliance with the BMEcat 1.2 XML DTD
- Correct data type for all attribute and element values (integer)
- Start date before end date for items with date-specific pricing

Note:

- An error for any of these syntax checks causes the file to fail validation
- If a catalog fails validation, the catalog manager must fix all errors and import the catalog again
- If a catalog file contains unsupported elements, attributes, or values, it does not fail validation.
- Unsupported elements, attributes, and values are ignored and are not imported as catalog data
- Items that does not have image, but have a thumbnail only are ignored

Catalog upload on Ariba Network

Ariba Network Access, Catalog Publication

1 Access your Ariba Network Account

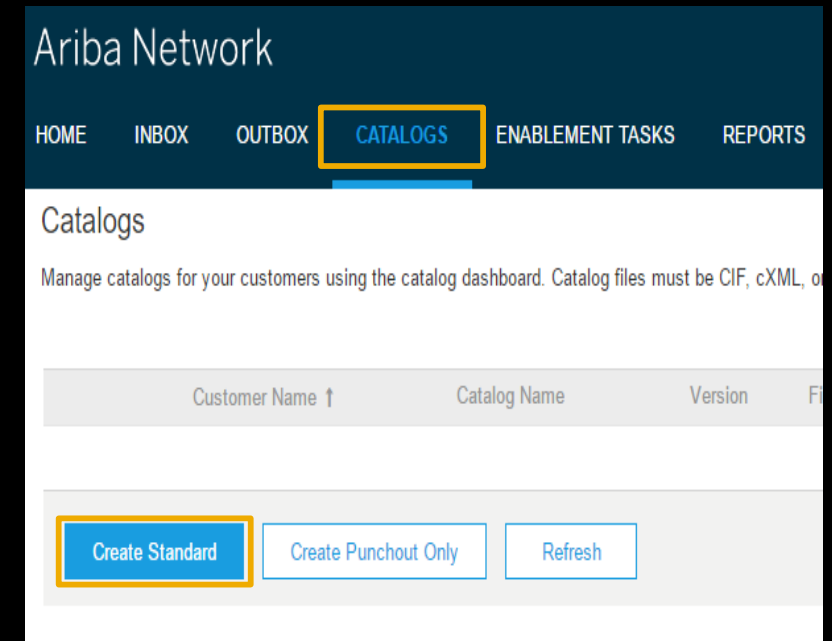
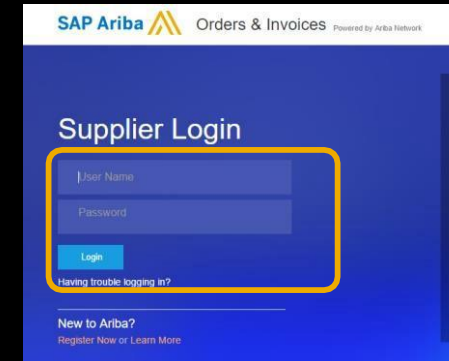
Go to: <http://supplier.ariba.com>

Enter your **Username & Password** and click **Log In** to access your Production account.

- Your catalog on Ariba Network must first be created in your **TEST** account.
- You will load your catalog on your production account only after publication and validation of the catalog in your **TEST** account.

2 Click on the **Catalogs** tab on your Home Dashboard

3 Click on the **Create Standard** button



Catalog Publication

- 4 Enter the **Catalog Name**
- 5 Click Next
- 6 Select **Private**
- 7 Select **HeidelbergCement** in your customers' list
- 8 Click Next

Note: If **HeidelbergCement** is not part of the customer list, it means that the Trading relationship has not been accepted on Ariba Network.

Please accept the relationship first. In case of any questions, kindly contact your SAP Ariba Supplier Onboarding Specialist.

Create a New Catalog

Enter a catalog name and descriptive text. Customers can search using this information. Add commodity codes to your catalog. * indicates required field

1 Details

Catalog Name: * TEST_OK_1

Created By:

Date Created: Monday 13 Mar 2017 9:22 AM GMT+01:00

Description:

Characters left: 1000

The maximum number of characters allowed is 1000, including spaces.

Commodities: 0

Description

No items

Delete Add

Next Exit

Create a New Catalog

Previous Next Exit

1 Details

2 Subscriptions

3 Content

Add customers and set the catalog visibility for customers. Click the customer's name to view validation rules on your customer's site.

You can receive status updates on catalogs, including catalog errors from your customer through email. To receive emails, click [Manage Profile](#) and enter the email address in the Email notification section.

Visibility: ☒ Private - Only the selected customers that have a trading relationship with you can view and receive the catalog

☐ Public - All customers can view the catalog. Customers that have a trading relationship with you can also receive the published catalog

Customers

<input type="checkbox"/> Customers ↑	Catalog Validation Rules	Validation Status for Version 1
<input checked="" type="checkbox"/> BASF Group	View	Pending Validation
<input type="checkbox"/>	View	Pending Validation

Previous Next Exit

Catalog Publication

9 Choose **Catalog File Format: BMECAT**

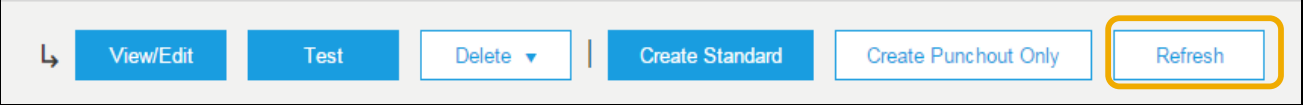
10 Browse for the catalog file on your computer (one-time upload limit size is 200 MB)

10 Click **Validate and Publish**

The screenshot shows the 'Create a New Catalog' interface. On the left is a sidebar with three steps: '1 Details', '2 Subscriptions', and '3 Content'. The 'Details' step is active. The main area is titled 'UPLOAD YOUR CATALOG AND ATTACHMENT FILES'. It contains three fields: 'Catalog File Format' with a dropdown menu set to 'BMECAT', 'Catalog File' with a 'Browse...' button and the text 'No file selected.', and 'Images and Attachments File' with a 'Browse...' button and the text 'No file selected.'. Below these fields is a yellow warning box with an exclamation mark icon and the text: '! After you click, Validate and Publish, please wait for the catalog to finish upl'. At the bottom right of the form is a blue button labeled 'Validate and Publish'.

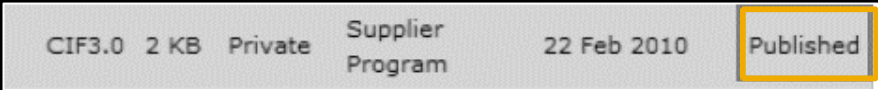
Catalog status

After the catalog has been uploaded, Ariba Network begins the catalog validation. You can **check your catalogs status** by clicking the **Refresh** button on the catalog dashboard – This will update your catalog status.



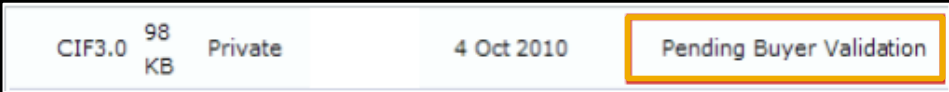
Published

After Ariba Network completes the upload, if there are no network validation errors, the catalog status is changed to Published



Pending Buyer Validation

When the catalog is sent into the HeidelbergCement's SAP Ariba Procurement and the HeidelbergCement-specific validation starts, the catalog status will change to Pending Buyer Validation.







Catalog Status Overview

Catalog subscription status	Description
Pending Buyer Validation	The catalog is uploaded successfully in SAP Ariba Buying solutions and is pending processing by the CMS.
Validation Errors Found by Customers	The catalog violates one or more content rules specified in the CMS.
Validated	The catalog is successfully uploaded in SAP Ariba Buying solutions and has passed all content rules, but isn't approved by the customer yet.
Approved	The catalog is approved by the customer.
Rejected	The catalog is rejected by the customer.
Activated	The catalog is activated and available in SAP Ariba Buying solutions.
Deactivated	A previously activated catalog version is now deactivated in SAP Ariba Buying solutions.
Deleted	The catalog is deleted by the customer.
Changed	The customer made some changes to the catalog.

Catalog validation errors

Errors can occur when:

- validating against the high-level Ariba Network rules
- validating against HeidelbergCement-specific validation rules

Catalog Name	Version	File Name	Type	Size	Visibility	Created By	Date Created	Status
 DE_THF	1	CIF	CIF3.0	21 MB		Klaus	28 Aug 2006	 100 Errors Found by Ariba Network
 DK 9002831	1	DK 9002831	CIF3.0	619 B	Private	E-Business DE	23 Feb 2016	 1 Validation Errors Found by Customer 18 Apr 2016

Note: Even if a catalog passes the high-level Ariba Network validation rules, you could still receive a notification informing you that the catalog has failed the HeidelbergCement-specific catalog validation rules.

How to check catalog errors

Click the **View/Edit** button on the dashboard

On tab **Errors** review the error details

Note: Even if a catalog passes the high-level Ariba Network validation rules, you could still receive a notification within 24 hours informing you the catalog has failed the **HeidelbergCement**-specific catalog validation rules. In such a case, kindly review the details of the error message(s) in Ariba Network. In case of any questions, kindly contact your SAP Ariba Supplier Catalog Specialist.

Catalog update/correction

When you update or correct your existing catalog, a new version of this catalog should be uploaded in your Ariba Network account.

1 Select your existing catalog

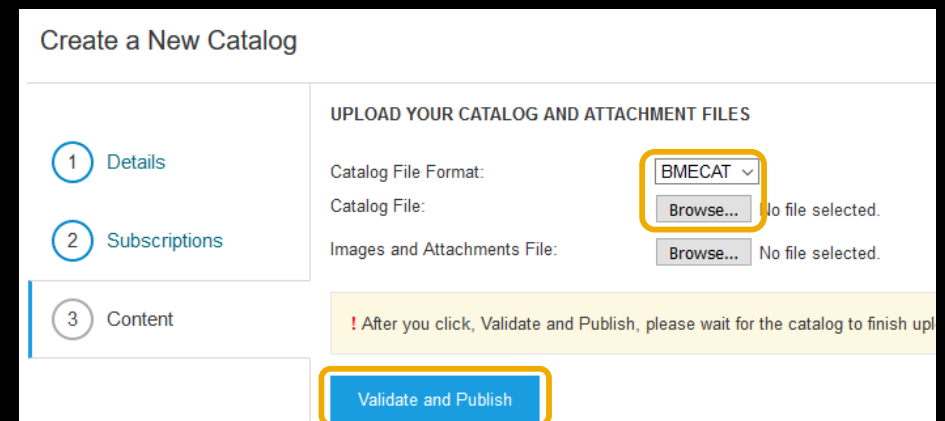
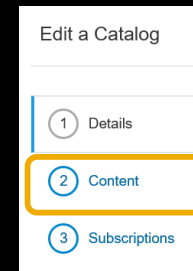
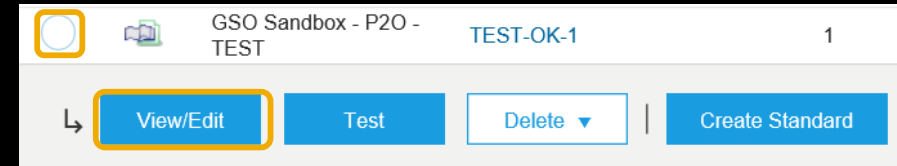
2 Click **View/Edit**

3 Click **Content**

4 Click **Upload Catalog File**

5 Choose file format BMECAT and browse catalog file on your computer.

6 Click **Validate and Publish**





© 2022 SAP SE or an SAP affiliate company. All rights reserved.

No part of this publication may be reproduced or transmitted in any form or for any purpose without the express permission of SAP SE or an SAP affiliate company.

The information contained herein may be changed without prior notice. Some software products marketed by SAP SE and its distributors contain proprietary software components of other software vendors. National product specifications may vary.

These materials are provided by SAP SE or an SAP affiliate company for informational purposes only, without representation or warranty of any kind, and SAP or its affiliated companies shall not be liable for errors or omissions with respect to the materials. The only warranties for SAP or SAP affiliate company products and services are those that are set forth in the express warranty statements accompanying such products and services, if any. Nothing herein should be construed as constituting an additional warranty.

In particular, SAP SE or its affiliated companies have no obligation to pursue any course of business outlined in this document or any related presentation, or to develop or release any functionality mentioned therein. This document, or any related presentation, and SAP SE's or its affiliated companies' strategy and possible future developments, products, and/or platform directions and functionality are all subject to change and may be changed by SAP SE or its affiliated companies at any time for any reason without notice. The information in this document is not a commitment, promise, or legal obligation to deliver any material, code, or functionality. All forward-looking statements are subject to various risks and uncertainties that could cause actual results to differ materially from expectations. Readers are cautioned not to place undue reliance on these forward-looking statements, and they should not be relied upon in making purchasing decisions.

SAP and other SAP products and services mentioned herein as well as their respective logos are trademarks or registered trademarks of SAP SE (or an SAP affiliate company) in Germany and other countries. All other product and service names mentioned are the trademarks of their respective companies.

See <http://global.sap.com/corporate-en/legal/copyright/index.epx> for additional trademark information and notices.